

Flexible generator line up provides solutions for all environments

■ Medical Center



Capacitor Assisted Generator

Perfect for the medium sized X-ray department. No power supply modification necessary 40kW Single Phase Input power 3kVA

■ Country side

*Unstable electricity supply



UPS Generator

Supplies power for 5 hours (or approximately 500 shots) without electricity. The ideal solution for regions with unstable power supply 40kW Single Phase Input power 1kVA

■ Hospital



Line Powered Generator

We can adjust our generator to the workload required in a big hospital. 40kW/52kW/68kW/82kW Three phase. This is a high frequency X-ray generator

FDR Smart X Specifications

FDR Smart FGXR series										
Generator Model	FGXR-32S	FGXR-C32S	FGXR-U32S	FGXR-40S	FGXR-C40S	FGXR-U40S	FGXR-52S	FGXR-C52S	FGXR-68S	FGXR-82S
Output Rating	32kW			40kW			52kW		68kW	82kW
Line Nominal, Phase	230VAC, 1Φ, ±10%	110-120/220-230VAC, 1Φ, 3KVA	100-240VAC, 1Φ, 1KVA	230VAC, 1Φ, ±10%	110-120/220-230VAC, 1Φ, 3KVA	100-240VAC, 1Φ, 1KVA	400/480VAC, 3Φ, ±10%	110-120/220-230VAC, 1Φ, 3KVA	400/480VAC, 3Φ, ±10%	
Line Frequency	50/60Hz (Outside North America)									
kV Range	40-125kV, 1kV step (150kV option)						40-150kV, 1kV step	40-125kV, 1kV step (150kV option)	40-150kV, 1kV step	
mA Range	10 to 400mA			10 to 500mA			10 to 640mA		10 to 800mA	10 to 1000mA
Timer Range	0.001 to 10 sec, 38 steps									
mAs Range	0.1 to 500mAs (Optional higher mAs)									
Max. Power Output	400mA@80kV 320mA@100kV 250mA@125kV			500mA@80kV 400mA@100kV 320mA@125kV			640mA@81kV 500mA@104kV 400mA@130kV 320mA@150kV	640mA@81kV 500mA@104kV 400mA@130kV	800mA@85kV 640mA@106kV 500mA@136kV 400mA@150kV	1000mA@82kV 800mA@102kV 640mA@128kV 500mA@150kV

"FDR Smart X" is a combination product of "FDR Smart FGXR series" and "DR-ID 600/DR-ID 1200".
"FDR Smart FGXR series" is a Class 2 laser product (IEC60825-1).

Specifications are subject to change without notice.
All brand names or trademarks are the property of their respective owners.
All products require the regulatory approval of the importing country.
For details on their availability, contact our local representative.



FDR Smart X
DIGITAL RADIOGRAPHY SYSTEM

Selectable Two Style

FDR Smart X is FUJIFILM's newly developed X-ray system, providing multi-function, high-quality, cost-effective X-ray solutions.

The Smart X offers ceiling suspended X-ray tube configurations as well as a floor mounted X-ray tube option for use with the upright stand and table, providing flexible solutions for your imaging department.

Compatible with FUJIFILM's latest D-EVO II series DR Panels with their advanced features and high image quality. Also CR cassette and F/S cassette are available for FDR Smart X.



FDR Smart X



Touch Screen Console



A Digital display on the tube head provides easy access to exam parameters in the X-ray room.



Ceiling Suspended Tube Stand



The Ceiling mounted tube provides tracking with the upright stand and table detectors improving workflow, throughput and efficiency.

Compatible and Optimal X-ray Solution

The Floor mounted tube option, provides flexibility to install in limited space, maximizing the imaging systems available in the department.



Floor Mounted Tube Stand

Wall Bucky Stand Automatic Tilting

Automatic and manual tilting of the upright bucky stand is available*. Providing an improved workflow for the radiographers and an improved experience to those patients in wheelchairs.

*Different stand is lined-up for each

Control Panel of Automatic Tilting Wall Stand

The ability to store preset positions and move the wall stand automatically to those positions provides a quick and efficient workflow.



Remote Control

- Auto Positioning (User Programmable)
- Control of Synchronization with Tube Stand
- Motorized Collimation & Lamp Control
- Motorized Tilting Movement
- Motorized Vertical Movement



Removable Grid

Removable grids in both the table and upright stand, allow flexible working (such as Pediatrics).



Multi function stand and table supporting efficient workflow

Elevating Patient Table

A motorized height adjustable floating top table with a weight limit of 300kg. Synchronisation (Tracking) of the tube with both upright and table detectors. Available with ceiling and floor mounted systems.



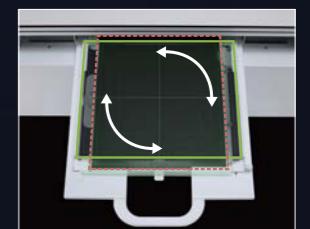
Dual Reference Rotation

Not only top reference, but also center rotation can be selected when using 14" x 17" DR panels. This provides flexible solutions, enabling exposure of areas other than the chest without taking out the panel and insert again in rotated direction or using larger panel.



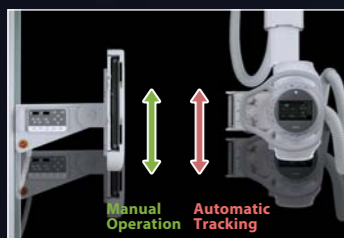
Rotating Tray

Rotating tray is also available for table. Direction of the panel can be changed according to the patient position.



Automatic Tracking


Tube head and bucky move synchronized with each other supporting positioning for exposure.



Motorized Vertical Synchronization with wall stand



Motorized Vertical Synchronization with table



The table bucky tracks after the horizontal movement of the tube head (same as floor mounted tube head)



The table bucky tracks after the rotating motion of the tube head (same as floor mounted tube head)

Automatic Connection

The SE cable + connector are already built in the tray, thus, just setting the DR panels into the tray, DR panels are automatically connected. Also, there is no need to handle the cables around the bucky. Combined with rotation function, this will greatly improve efficiency and remove the stress of the workflow.



Fail Safe Switch

Fail safe switch detects panel in side the tray / bucky. When the panel is not inside the bucky or not inserted properly, exposing X-ray is unable. Thus, false exposure can be prevented.

Integrated and optimized workflow and High Image Quality

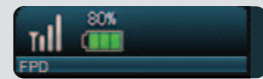


Technique select buttons



Connected modalities (panels / cassettes) are displayed both in Console and X-ray controller. By simply selecting the button, the modality can be changed and they are synchronized between Console and X-ray controller.

Status display for DR panel



When DR panel is used, it is available to confirm its status; wireless connection level, battery charge level, etc.

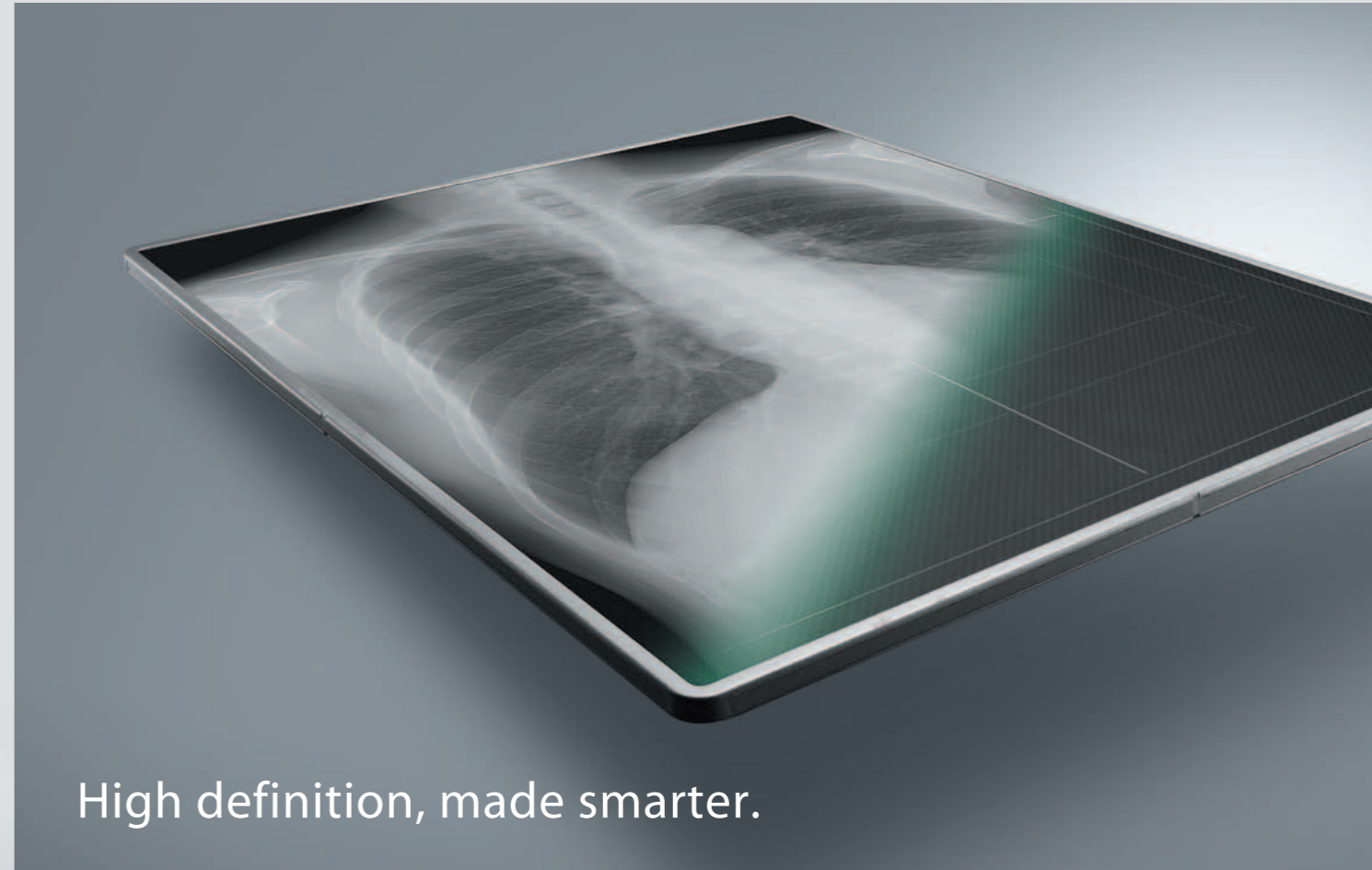

Integrated Console

Realizing optimized workflow

Detector Console and X-ray controller are integrated, displaying in the same monitor. Setting the exposure condition and selecting the exposure menu can be done in the same PC.

Compatible for DR and CR systems

Both DR panel and CR cassette can be used for FDR Smart X. (Also, F/S cassette is available as mentioned previously) They can be used in the same system at the same time, either the workflow is the same, and the image appears in the console. (Using F/S cassette, image does not appear)



High definition, made smarter.

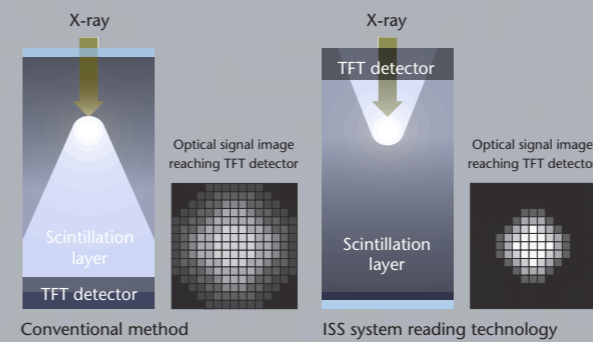
FDR D-EVO II

Improved image quality through FUJIFILM's innovative designs like ISS and noise reduction circuit allows smarter imaging.



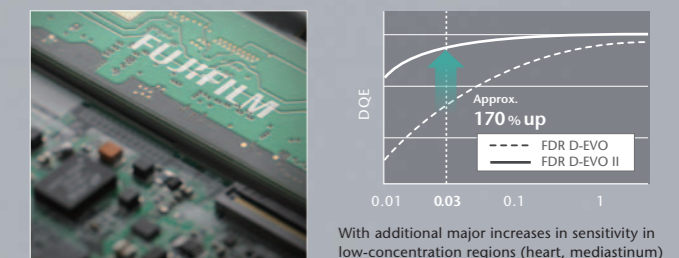
ISS system reading technology promotes high sensitivity

Equipped with an indirect conversion system flat detector display using ISS, which bonds optical sensors (TFT) to the X-ray irradiation side unlike traditional flat detector displays. This greatly suppresses scattering and attenuation of X-ray signals, creating sharp images with low doses of X-rays.



Fujifilm noise reduction circuit improves detector sensitivity in high absorption regions

The uniquely developed noise reduction circuit reduces noise in the image. It achieves 1.7 times the DQE of existing systems with a 0.03 mR dose. In particular, granularity of low-concentration regions such as the heart and mediastinum is dramatically improved.



With additional major increases in sensitivity in low-concentration regions (heart, mediastinum)

Dynamic Visualization II



Contrast and density can automatically adjusted through recognizing each body part and object based on the estimated 3D information.

Optimizing Contrast and Density with latest Exposure Data Recognizer

