

# Bedside Monitor

SVM-7600 series



For advanced monitoring

*Fighting Disease with Electronics*

**NIHON KOHDEN**

# For advanced monitoring

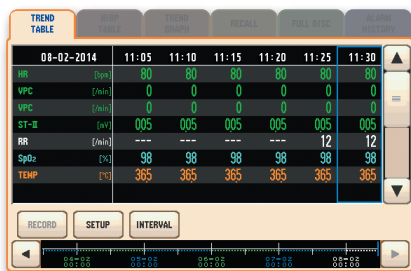
## Intuitive touch screen operation

The touch screen provides easy and intuitive operation. Just click the data area for the patient or parameter to see more information or change a setting. Easy operation frees you to focus on your patient.

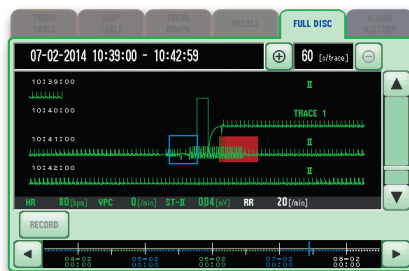
## 120 hours of synchronized review data

Up to 120 hours of review data is saved.

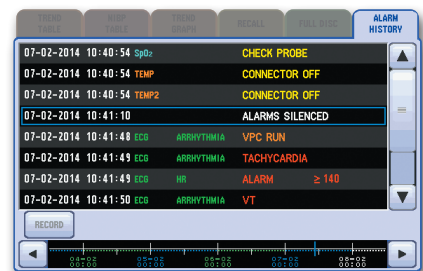
Time is synchronized across all review screens so you can easily review an event different points of view. Comprehensive review contributes to decision making for patients.



Trend table




Full disclosure




Alarm history

## Interbed gives quick access to check any patient in the network

From any monitor, you can check the vital information and alarm status of any other monitor in the network. With this interbed function, you can immediately check the status of any patient. This leads to better care for all patients.



Multiple Beds Window



Individual Bed Window

**SVM-7603**  
10.4-inch LCD



**SVM-7623**  
12.1-inch LCD



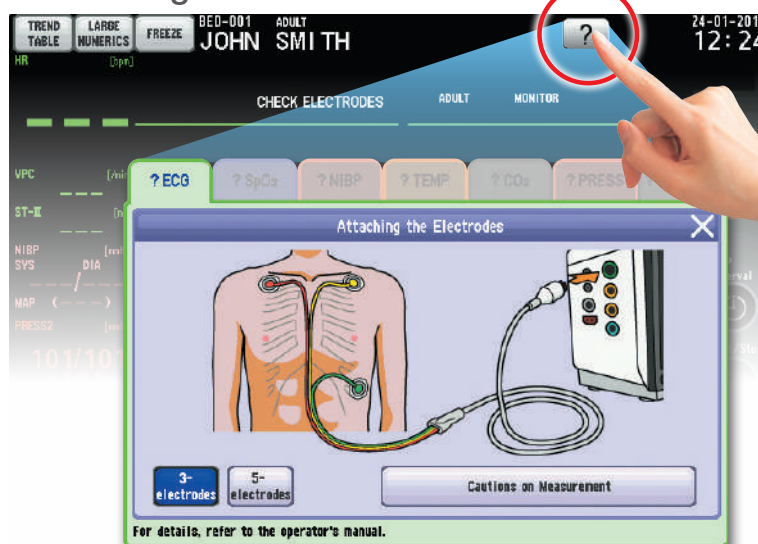
## User-friendly operation

An onscreen guide with helpful illustrations makes it easy to operate the monitor and perform basic tasks even for first time users.

The guide also includes an explanation of abbreviations for parameters, arrhythmias and icons which are found in all Nihon Kohden monitors.

Smooth operation enables you to focus on better patient care.

### Onscreen guide



### Abbreviation list

| ITEMS               | EXPLANATION                         |
|---------------------|-------------------------------------|
| PARAMETERS          |                                     |
| CO <sub>2</sub> -RR | Respiration rate (CO <sub>2</sub> ) |
| DIA                 | Diastolic pressure                  |
| HR                  | Heart rate                          |
| IMP-RR              | Respiration rate (impedance)        |
| MAP                 | Mean arterial pressure              |
| MEAN                | Mean pressure                       |
| NIBP                | Non-invasive blood pressure         |

Parameters

| ITEMS       | EXPLANATION  |
|-------------|--|
| PARAMETERS  |  |
| ASYSTOLE    | Asystole   |
| BIGEMINY    | Ventricular bigeminy   |
| BRADYCARDIA | Bradycardia  |
| COUPLET     | VPC couplet  |
| EARLY VPC   | Early VPC, including R on T type                                 |
| FREQ VPC    | Frequent VPC (reaching or exceeding the preset limit per minute) |
| TACHYCARDIA | Tachycardia  |

Arrhythmias

| ITEMS                             | EXPLANATION |
|-----------------------------------|-------------|
| PARAMETERS                        |             |
| ARRHYTHM                          |             |
| ICONS                             |             |
| All alarm off                     |             |
| Alarm suspended                   |             |
| Alarm silence                     |             |
| Alarm silence with remaining time |             |
| Alarm reset                       |             |
| Battery status                    |             |
| Checking data                     |             |

ITEMS

## Reliability, quality and performance

To assure high quality and performance, SVM-7600 bedside monitors are designed and manufactured under the same rigorous standards as all Nihon Kohden products.

Nihon Kohden's assured quality over the life of the product gives you excellent total cost of ownership and best return on investment.

## Specifications

|                               |  |
|-------------------------------|--|
| <b>Display</b>                |  |
| SVM-7601, SVM-7603:           | 10.4-inch color TFT LCD touchscreen  |
| SVM-7621, SVM-7623:           | 12.1-inch color TFT LCD touchscreen  |
| <b>Resolution</b>             | 800 × 600 dots   |
| <b>Number of waveforms</b>    |  |
| SVM-7601, SVM-7621:           | 4  |
| SVM-7603, SVM-7623:           | 6  |
| <b>Parameters</b>             |  |
| SVM-7601, SVM-7621:           | ECG, Respiration, NIBP, SpO <sub>2</sub> , Temperature                       |
| SVM-7603, SVM-7623:           | ECG, Respiration, NIBP, SpO <sub>2</sub> , Temperature, IBP, CO <sub>2</sub> |
| <b>Saved waves</b>            | 120 hours of one ECG wave (or SpO <sub>2</sub> if ECG is not measured)       |
| <b>Trend graph</b>            | 120 hours  |
| <b>Numeric value list</b>     | 120 hours  |
| <b>Arrhythmia recall</b>      | 120 hours  |
| <b>Alarm history</b>          | 120 hours  |
| <b>Battery operation time</b> | 6 hours  |
| <b>Recorder</b>               | 3 traces   |
| <b>Network Interface</b>      | Standard   |
| <b>Interbed</b>               | 8 beds   |
| <b>Dimensions</b>             | 330 W × 274 H × 156 D mm   |
| <b>Weight</b>                 | 4 kg   |

This brochure may be revised or replaced by Nihon Kohden at any time without notice.



**NIHON KOHDEN CORPORATION**

1-31-4 Nishiochiai, Shinjuku-ku, Tokyo 161-8560, Japan

Phone +81 (3) 5996-8036 Fax +81 (3) 5996-8100

[www.nihonkohden.com](http://www.nihonkohden.com)